



LUXFUNDS-PORTFOLIO BALANCED

ISIN Code (cap.) EUR LU0091958230

Annual perf. as from creation



↗ 2,91%

Investment Objective and Policy¹

The objective of the sub-fund is to achieve both capital growth and stable income over the medium and long term, while following an asset allocation that provides, on average, over the long term, for a weighting of approximately 50% in bonds mainly denominated in currencies of OECD countries, as well as approximately 50% in equities.

The sub-fund may invest its assets directly and/or indirectly through UCIs/UCITS and/or derivatives (e.g. futures) in transferable bond securities, securities equivalent to bonds, mainly investment grade type and denominated in currencies of OECD countries, and for a maximum of 70% of the net assets in equities, the majority of which are large capitalisation, admitted for listing on the world's main stock exchanges, particularly in OECD countries. The portfolio is actively managed on a discretionary basis without reference to a benchmark.

Risk indicator



Lower risk

Higher risk

We have classified this product as 3 out of 7, which is a medium-low risk class.

Risks not included in the risk indicator: Liquidity risk, Counterparty risk, Operational risk.

Key Figures

NAV (cap.) on 01.04.2026 219,22 EUR	Highest value of year (cap.) on 15.01.2026 228,25 EUR	Lowest value of year (cap.) on 27.03.2026 215,09 EUR
--	--	---

Price Evolution²



Risk factors

The investments of the sub-fund are subject to fluctuations in the markets in which the sub-fund has invested. Over the long term, the bond market does not offer the same growth potential as the equity market, but it does provide greater investment stability. By its nature, the equity market is characterized by higher volatility, but generally achieves better long-term performance than other types of investments. Since the sub-fund may invest, directly and/or indirectly, a minority portion in emerging markets, investment in the sub-fund may carry a higher degree of risk due to the political and economic situation in emerging markets, which may affect the value of investments.

Average annual performance

over 1 year (01.04.2025)	3,67 %
over 3 years (30.03.2023)	5,32 %
over 5 years (01.04.2021)	1,58 %
over 10 years (01.04.2016)	2,52 %
since creation (30.11.1998)	2,91 %

Fees³

Entry fee (max)	2,50 %
Exit fee (max)	1,00 %

Ongoing costs taken each year

Management fees and other administrative or operating costs	1,10 %
Transaction costs	0,20 %

Performance fees There is no performance fee for this product.

Detailed Informations about the fees and charges are in our publication concerning the main banking fees available at www.spuerkeess.lu and in our branches.

Annual performance

Year to quarter	-2.85 %
2025	1.78 %
2024	10.46 %
2023	7.52 %
2022	-13.4 %
2021	8.32 %
2020	-0.08 %
2019	12.38 %
2018	-3.68 %
2017	1.16 %
2016	4.3 %

Technical characteristics


Fund Type	SICAV Mixed Funds
NAV	219,22 EUR
Reference currency ⁴	EUR
Launch date	30.11.1998
Calculation of the NAV	Daily
Stock Type	cap.
Retenue LU	Non
Retenue UE	Non
ISIN Code (cap) EUR	LU0091958230
Bloomberg Code	LUXPBAL (cap)
Cut-off time	12:00 (GMT+1)
Custodian bank	Spuerkeess



Allocation ⁵


Investment allocation

27.02.2026



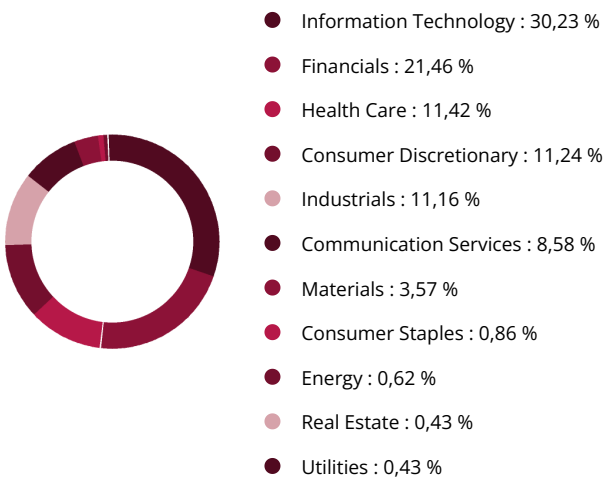
Geographical breakdown of the equity investments

27.02.2026



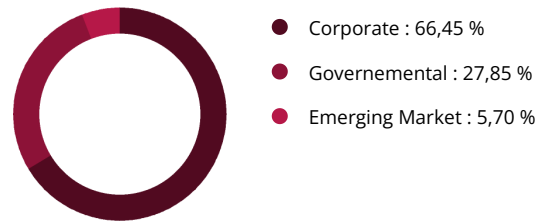
Sector breakdown of the equity investment

27.02.2026



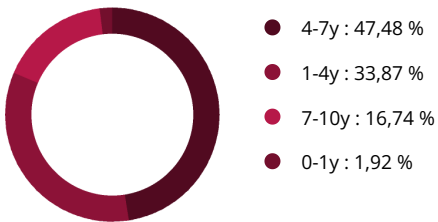
Breakdown of the fixed income investment

27.02.2026



Maturity structure (Direct lines)

27.02.2026



Primary Investments

27.02.2026

Fixed Income Performance Metrics

Duration :	4,44
Yield to Maturity :	3,21

Top equity investments

Apple Inc Reg :	2,95 %
NVIDIA Corp :	2,92 %
Microsoft Corp :	2,63 %
Broadcom Inc Reg :	1,23 %
Amazon.com Inc :	1,21 %

Information SFDR⁶

The sub-fund does not take environmental or social criteria into account.



1. There is no guarantee that an investment objective will be achieved or that a return on capital will be obtained. The product does not benefit from any guarantee to protect the capital. You may not recover the full amount of your invested capital.
2. Past performance is not indicative of future results.
3. Entry costs are a percentage of the amount you pay in when entering this investment. The percentage is based on the NAV.
Exit costs are a percentage of the value of your investment before it is paid out to you. The percentage is based on the NAV.
Management and other administrative and operating fees are a percentage of the value of your investment per year. This is an estimate based on actual costs over the last year.
Transaction costs are a percentage of the value of your investment. This is an estimate of the costs incurred when buying and selling the underlying investments for the product.
A conversion fee applies when converting some or all of your shares.
This is not an exhaustive list of the costs. Other costs apply, differ per share class and are subject to change.
4. When a sub-fund or class is denominated in another currency than the one of your country, or when costs are partially or fully paid in another currency than yours, then costs and performances may increase or decrease as a result of currency and exchange rate fluctuations.
5. Holdings and Allocations are subject to change. This does not constitute an investment advice to buy or sell the presented securities.
6. Before making any investment decision, please consider all the objectives, characteristics, binding elements of the selection process and methodological limits contained in the Prospectus, the SFDR Precontractual Annex, as well as the Summary of the website Product disclosure. The documents are available at the following link:
<https://www.luxfunds.lu/fr/documents/sustainability-related-disclosures/>

Important Note

Please note that the above subfund may only be distributed in Luxembourg. Shares of funds of our lux|funds range may not be sold to US Persons.

Any subscription must be done on the basis of the fund's prospectus in effect at the time of subscription and the KID ("Key Information Document"), accompanied by the latest annual report or, if more recent, the latest interim report.

For every subscription today (day D) before noon (Luxembourg time), the NAV applicable will be the NAV dated today (D), which will be calculated and published the next day (day D+1), except for Sundays and holidays. Regarding fund of funds, the applicable NAV will be the one dated J+2, calculated and published the day after (J+3), except on Sundays and public holidays.

The indicated historical performance levels are not a guarantee of similar growth in value in the future. Losses of value cannot be ruled out, and Spuerkeess may not be held liable for them. The actuarial yield represents the yield obtained when a bond portfolio is held to maturity.

The level of risk is determined on the basis of the historical performance of the last five years and should not be considered a reliable indicator of the future risk profile of the compartment. It represents the risk of fluctuations in the net asset value per share and may change over time. Level 1 represents the lowest risk, and level 7 represents the highest risk. The higher the risk, the longer the recommended investment period. For details on the risks involved, please consult the KID.

The entry and exit charges are those indicated in the prospectus. The actual applicable charges are in our publication concerning the main banking fees available at www.spuerkeess.lu and in our branches.

Tax information about the fund is available at www.luxfunds.lu and at Spuerkeess branches. It is recommended that investors consult their own legal and tax advisers before investing in the fund.

This document is provided solely for information purposes and cannot be considered legal, tax, or investment advice.