

LUX-PENSION 75%

ISIN Code (cap.) EUR LU0151358164

Perf. 5Y

↑ **32,93 %**

Price Evolution



Key Figures

| | | | |
|--|--|---|---|
| NAV (cap.) on 28.04.2025 217,71 EUR | Highest value of year (cap.) on 03.03.2025 226,10 EUR | Lowest value of year (cap.) on 09.04.2025 201,37 EUR | Total assets of the subfund 107.609.279 EUR |
|--|--|---|---|

Risk Level

| | | | | | | |
|---|---|---|---|---|---|---|
| 1 | 2 | 3 | 4 | 5 | 6 | 7 |
|---|---|---|---|---|---|---|

Aggregated return*

| | |
|-----------------------------|---|
| Year to date (31.12.2024) | 4,35 % |
| over 1 month (28.03.2025) | -1,51 % |
| over 3 months (28.01.2025) | 1,02 % |
| over 6 months (28.10.2024) | 2,35 % |
| over 1 year (25.04.2024) | 4,28 % |
| over 3 years (28.04.2022) | 13,60 % |
| over 5 years (28.04.2020) | 32,93 % |
| over 10 years (28.04.2015) | 17,19 % |
| since creation (14.10.2002) | 117,71 % |

Investment Policy

LUX-PENSION 75% pursues an offensive investment strategy by investing a maximum of 75% of assets in equities, of which the majority are high-capitalisation equities quoted on the European stock exchanges. The subfund invests minor parts of its assets in bonds from high-quality issuers in euros.

Fees

| | |
|-----------|--------|
| Entry fee | 0.00 % |
| Exit fee | 0,00 % |

Fees deducted by the fund in one year

| | |
|------------------|------------|
| Recurring Fees | CAP 1.40 % |
| Performance fees | Néant |

Detailed Informations about the fees and charges are in our publication concerning the main banking fees available at www.spuerkeess.lu and in our branches.

Technical characteristics

| | |
|------------------------|-------------------|
| Fund Type | SICAV Mixed Funds |
| NAV | 217,71 EUR |
| Reference currency | EUR |
| Launch date | 14.10.2002 |
| Calculation of the NAV | Daily |
| Stock Type | cap. |
| Retenue LU | Non |
| Retenue UE | Non |
| ISIN Code (cap) EUR | LU0151358164 |
| Bloomberg Code | LXPEN75 (cap) |
| Cut-off time | 12:00 (GMT+1) |
| Custodian bank | Spuerkeess |

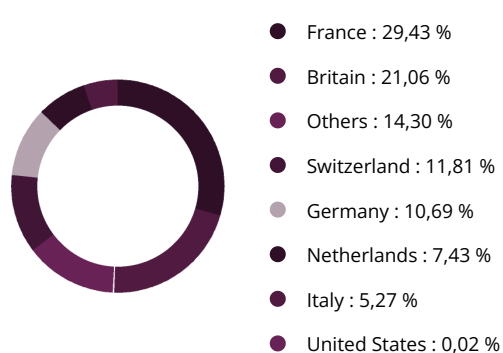
Investment allocation

31.03.2025



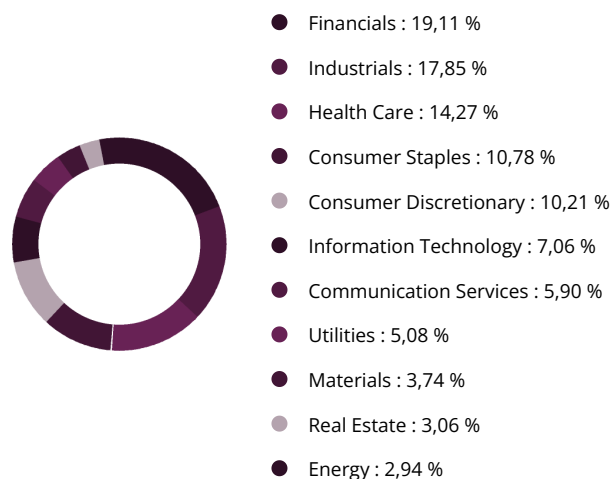
Geographical breakdown of the equity investments

31.03.2025




Sector breakdown of the equity investment

31.03.2025




Breakdown of the fixed income investment

31.03.2025



Maturity structure (Direct lines)

31.03.2025



Primary Investments

31.03.2025

Fixed Income Performance Metrics

| | |
|---------------------|------|
| Duration : | 5,41 |
| Yield to Maturity : | 2,76 |

Top equity investments

| | |
|--------------------------|--------|
| ASML Holding NV : | 2,11 % |
| Novartis AG Reg : | 2,10 % |
| Roche Holding Ltd Pref : | 1,77 % |
| Nestlé SA Reg : | 1,74 % |
| AstraZeneca Plc : | 1,71 % |

Important Note

Please note that the above subfund may only be distributed in Luxembourg. Shares of funds of our lux| funds range may not be sold to US Persons.

Any subscription must be done on the basis of the fund's prospectus in effect at the time of subscription and the KIID ("Key Investor Information Document"), accompanied by the latest annual report or, if more recent, the latest interim report.

For every subscription today (day D) before noon (Luxembourg time), the NAV applicable will be the NAV dated today (D), which will be calculated and published the next day (day D+1), except for Sundays and holidays.

The indicated historical performance levels are not a guarantee of similar growth in value in the future. Losses of value cannot be ruled out, and Spuerkeess may not be held liable for them. The actuarial yield represents the yield obtained when a bond portfolio is held to maturity.

The level of risk is determined on the basis of the historical performance of the last five years and should not be considered a reliable indicator of the future risk profile of the compartment. It represents the risk of fluctuations in the net asset value per share and may change over time. Level 1 represents the lowest risk, and level 7 represents the highest risk. The higher the risk, the longer the recommended investment period. For details on the risks involved, please consult the KIID.

The entry and exit charges are those indicated in the prospectus. The actual applicable charges are in our publication concerning the main banking fees available at www.spuerkeess.lu and in our branches.

Tax information about the fund is available at www.luxfunds.lu and at Spuerkeess branches. It is recommended that investors consult their own legal and tax advisers before investing in the fund.

This document is provided solely for information purposes and cannot be considered legal, tax, or investment advice.