

SICAV Fund of Funds

LUXFUNDS-EQUITY EMERGING MARKETS

ISIN Code (cap.) EUR LU0299616465 (classe A) — ISIN Code (cap.) EUR LU1679513173 (classe M)

Perf. 5Y

↑ 13,60 %

Price Evolution



Key Figures

NAV (cap.) on 28.04.2025 136,28 EUR	Highest value of year (cap.) on 21.02.2025 154,35 EUR	Lowest value of year (cap.) on 09.04.2025 126,07 EUR	Total assets of the subfund 54.367.776 EUR
--	--	---	--

Risk Level

1	2	3	4	5	6	7
---	---	---	---	---	---	---

Aggregated return*

Year to date (31.12.2024)	-9,88 %
over 1 month (28.03.2025)	-6,12 %
over 3 months (28.01.2025)	-7,72 %
over 6 months (28.10.2024)	-10,55 %
over 1 year (25.04.2024)	-2,83 %
over 3 years (28.04.2022)	-2,27 %
over 5 years (28.04.2020)	13,60 %
over 10 years (28.04.2015)	3,49 %
since creation (29.05.2007)	36,28 %

Investment Policy

As a so-called 'Fund of Funds', LUXFUNDS-EQUITY EMERGING MARKETS is mainly investing in other open-end investment funds that, in turn invest their assets in countries forming part of the 'emerging markets', in particular, Asia, Latin America and Eastern Europe.

Fees

Entry fee	0,00 %
Exit fee	0,00 %

Fees deducted by the fund in one year

Recurring Fees	CAP 2,48 %
Performance fees	Néant


Detailed Informations about the fees and charges are in our publication concerning the main banking fees available at www.spuerkeess.lu and in our branches.

Technical characteristics

Fund Type	SICAV Fund of Funds
NAV	136,28 EUR
Reference currency	EUR
Launch date	29.05.2007
Calculation of the NAV	Daily
Stock Type	cap. cap.
Retenue LU	Non
Retenue UE	Non
ISIN Code (cap) EUR	LU0299616465 (classe A)
ISIN Code (cap) EUR	LU1679513173 (classe M)
Bloomberg Code	LXWFEMG (cap) (cap)
Cut-off time	12:00 (GMT+1)
Custodian bank	Spuerkeess

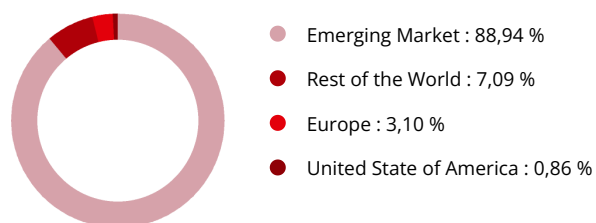
Investment allocation

31.03.2025



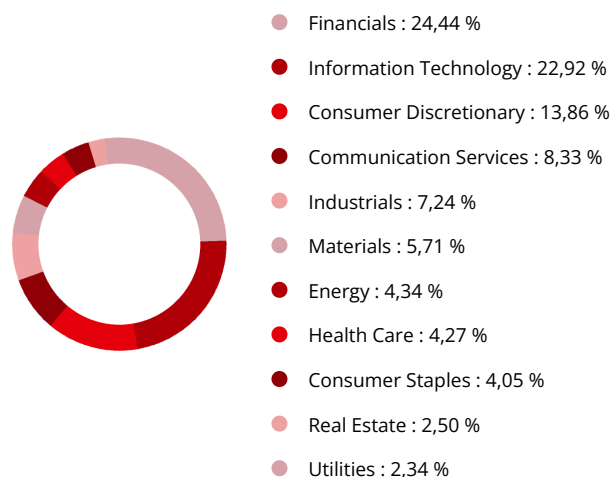
Geographical breakdown of the equity investments

31.03.2025



Sector breakdown of the equity investment

31.03.2025



Primary Investments

31.03.2025

Top equity investments

Goldman Sachs Fds Scv India Equity Ptf I USD Cap :	12,18 %
Schroder Intl Sel Fd Greater China C Cap :	11,84 %
iShares IV Plc MSCI China UCITS ETF Cap :	9,88 %
iShares Plc MSCI Taiwan UCITS ETF EUR Dist :	9,58 %
JPMorgan Fds MEast Afr & EmEu Opp I Cap :	7,59 %

Important Note

Please note that the above subfund may only be distributed in Luxembourg. Shares of funds of our lux| funds range may not be sold to US Persons.

Any subscription must be done on the basis of the fund's prospectus in effect at the time of subscription and the KIID ("Key Investor Information Document"), accompanied by the latest annual report or, if more recent, the latest interim report.

For every subscription today (day D) before noon (Luxembourg time), the NAV applicable will be the NAV dated today (D), which will be calculated and published the next day (day D+1), except for Sundays and holidays.

The indicated historical performance levels are not a guarantee of similar growth in value in the future. Losses of value cannot be ruled out, and Spuerkeess may not be held liable for them. The actuarial yield represents the yield obtained when a bond portfolio is held to maturity.

The level of risk is determined on the basis of the historical performance of the last five years and should not be considered a reliable indicator of the future risk profile of the compartment. It represents the risk of fluctuations in the net asset value per share and may change over time. Level 1 represents the lowest risk, and level 7 represents the highest risk. The higher the risk, the longer the recommended investment period. For details on the risks involved, please consult the KIID.

The entry and exit charges are those indicated in the prospectus. The actual applicable charges are in our publication concerning the main banking fees available at www.spuerkeess.lu and in our branches.

Tax information about the fund is available at www.luxfunds.lu and at Spuerkeess branches. It is recommended that investors consult their own legal and tax advisers before investing in the fund.

This document is provided solely for information purposes and cannot be considered legal, tax, or investment advice.