



# LUX-EQUITY EUROPE

ISIN Code (cap.) LU1366720024

Perf. 5Y

↗ 24,78 %


## Price Evolution



## Key Figures

VNI (cap.) on 15.02.2024 <b>167,66 EUR</b>	Highest of the year (cap.) on 02.01.2024 <b>167,66 EUR</b>	Lowest of the year (cap.) on 02.01.2024 <b>160,29 EUR</b>	Total volume <b>121.092.759 EUR</b>
--	--	---	--

## Risk Level



## Cumulated Returns \*

Year to date (28.12.2023)	2,33 %
over 1 month (15.01.2024)	3,30 %
over 3 months (15.11.2023)	6,50 %
over 6 months (10.08.2023)	3,99 %
over 1 year (15.02.2023)	5,96 %
over 3 years (15.02.2021)	16,18 %
over 5 years (15.02.2019)	24,78 %
since creation (07.05.1998)	67,66 %

## Investment Policy

The sub-fund LUX-EQUITY EUROPE invests its assets mainly in equities issued by companies domiciled and/or listed in Europe.

## Fees

Entry fee	2,50 %
Exit fee	1,00 %

## Fees deducted by the fund in one year

Recurring Fees	CAP 1,30 %
Performance comission	Néant

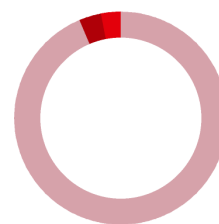
Detailed Informations about the fees and charges are in our publication concerning the main banking fees available at [www.spuerkeess.lu](http://www.spuerkeess.lu) and in our branches.

## Technical characteristics

Fund Type	SICAV Equity Funds
VNI	167,66 EUR
Reference currency	EUR
Launch date	07.05.1998
Calculation of the VNI	Daily
Stock Type	cap.
Retenue LU	Non
Retenue UE	Non
ISIN Code (cap)	LU1366720024
Bloomberg Code	LUXESNI (cap)
Cut-off time	12:00 (GMT+1)
Custodian bank	Spuerkeess

## Ventilation du portefeuille

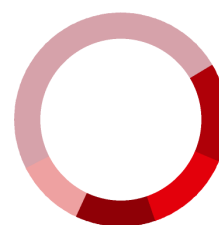
31.03.2023



- Actions : 93,54 %
- Fonds d'investissement : 3,49 %
- Liquidites : 2,97 %

## Répartition sectorielle du volet actions

31.03.2023



- Services financiers : 16,30 %
- Industrie pharmaceutique : 15,04 %
- Biens et services de consommation cyclique : 13,40 %
- Biens et services de consommation non-cyclique : 12,12 %
- Technologie : 10,65 %
- Autres : 32,49 %

## Primary Investments

31.03.2023

### Principaux investissements en actions

LVMH Moët Hennessy L Vuit SE :	4,12 %
ASML Holding NV :	3,74 %
Novo Nordisk AS B :	3,32 %
Roche Holding Ltd Pref :	3,05 %
Sanofi SA :	2,76 %

## Important Note

Please note that the above subfund may only be distributed in Luxembourg. Shares of funds of our lux|funds range may not be sold to US Persons.

Any subscription must be done on the basis of the fund's prospectus in effect at the time of subscription and the KIID ("Key Investor Information Document"), accompanied by the latest annual report or, if more recent, the latest interim report.

For every subscription today (day D) before noon (Luxembourg time), the NAV applicable will be the NAV dated today (D), which will be calculated and published the next day (day D+1), except for Sundays and holidays.

The indicated historical performance levels are not a guarantee of similar growth in value in the future. Losses of value cannot be ruled out, and Spuerkeess may not be held liable for them. The actuarial yield represents the yield obtained when a bond portfolio is held to maturity.

The level of risk is determined on the basis of the historical performance of the last five years and should not be considered a reliable indicator of the future risk profile of the compartment. It represents the risk of fluctuations in the net asset value per share and may change over time. Level 1 represents the lowest risk, and level 7 represents the highest risk. The higher the risk, the longer the recommended investment period. For details on the risks involved, please consult the KIID.

The entry and exit charges are those indicated in the prospectus. The actual applicable charges are in our publication concerning the main banking fees available at [www.spuerkeess.lu](http://www.spuerkeess.lu) and in our branches.

Tax information about the fund is available at [www.luxfunds.lu](http://www.luxfunds.lu) and at Spuerkeess branches. It is recommended that investors consult their own legal and tax advisers before investing in the fund.

This document is provided solely for information purposes and cannot be considered legal, tax, or investment advice.